

# 11-Year Data

		FY2015	FY2016	FY2017	FY2018		FY2019	FY2020	FY2021	FY2022	FY2023	FY2024	FY2025
Orders	(million yen)	54,811	53,509	60,536	67,859		74,380	84,436	74,548	96,065	77,945	101,324	82,182
Net Sales	(million yen)	52,124	52,334	53,250	59,682		60,824	67,590	80,065	81,193	83,924	85,419	90,712
Gross Profit	(million yen)	12,643	12,709	13,797	14,781		16,082	17,319	20,782	22,555	23,470	25,343	26,503
Gross Profit Margin	(%)	24.3	24.3	25.9	24.8		26.4	25.6	26.0	27.8	28.0	29.7	29.2
Selling, General and Administrative Expenses	(million yen)	3,499	3,406	3,637	4,000		4,354	4,389	5,050	5,288	5,346	5,676	5,709
Operating Profit	(million yen)	9,144	9,303	10,160	10,781		11,727	12,930	15,732	17,267	18,124	19,666	20,794
Operating Profit Margin	(%)	17.5	17.8	19.1	18.1		19.3	19.1	19.6	21.3	21.6	23.0	22.9
Ordinary Profit	(million yen)	9,480	9,648	10,516	11,187		12,165	13,507	16,302	17,669	18,637	20,436	21,139
Profit Attributable to Owners of Parent	(million yen)	5,926	6,267	6,997	7,301		8,080	9,005	11,340	12,366	12,887	14,321	15,061
Total Assets	(million yen)	75,784	77,327	84,266	90,976		94,595	102,667	109,807	117,423	122,280	130,141	129,155
Net Assets	(million yen)	61,470	63,701	69,243	74,096		78,108	83,617	90,960	94,247	98,076	104,425	106,392
Equity Ratio	(%)	81.1	82.4	82.2	81.4		82.5	81.4	82.8	80.2	80.2	79.2	81.4
ROE	(%)	10.1	10.0	10.5	10.2		10.6	11.1	13.0	13.4	13.4	14.2	14.5
Net Cash Provided by (Used In) Operating Activities	(million yen)	4,804	4,386	7,484	1,734		4,550	4,540	2,737	7,834	3,751	19,406	9,473
Net Cash Provided by (Used In) Investing Activities	(million yen)	-690	-2,365	-3,793	-2,063		-5,572	16,778	-2,638	5,315	1,693	2,492	464
Net Cash Provided by (Used In) Financing Activities	(million yen)	-1,801	-2,152	-2,606	-3,147		-3,312	-4,179	-4,485	-9,177	-9,894	-9,209	-12,697
Cash and Cash Equivalents at End of Period	(million yen)	17,127	16,981	18,073	14,594		10,256	27,395	23,012	27,023	22,587	35,304	32,523
Basic Earnings per Share	(yen)	110.11	116.43	130.00	135.64		150.11	167.30	210.68	231.06	243.53	273.73	292.03
Net Assets per Share	(yen)	1,141.93	1,183.40	1,286.36	1,376.52		1,450.27	1,553.10	1,688.64	1,768.42	1,862.41	1,981.15	2,058.03
Dividend per Share	(yen)	39.00	43.50	52.00	62.50		67.50	79.50	105.50	118.00	127.00	139.00	175.50
Dividend Payout Ratio	(%)	35.4	37.4	40.0	46.1		45.0	47.5	50.1	51.1	52.1	50.8	60.1
Total Return Ratio	(%)	35.4	37.4	40.0	46.1		45.0	47.5	50.1	75.1	79.1	75.0	93.0
PER	(times)	23.2	19.9	21.8	28.4		25.3	28.5	22.0	25.8	23.5	21.0	16.1
PBR	(times)	2.24	1.96	2.20	2.80		2.62	3.07	2.74	3.38	3.07	2.91	2.29
Number of Employees		752	759	788	819		855	881	916	951	985	1,019	1,051

Note: The Company has conducted a stock split of two common shares for every one common share on July 1, 2019.

# Company Profile / Stock Information (As of June 30, 2025)

## Major Bases

**Domestic**

- SHO-BOND Holdings Co., Ltd.
- SHO-BOND CORPORATION
 

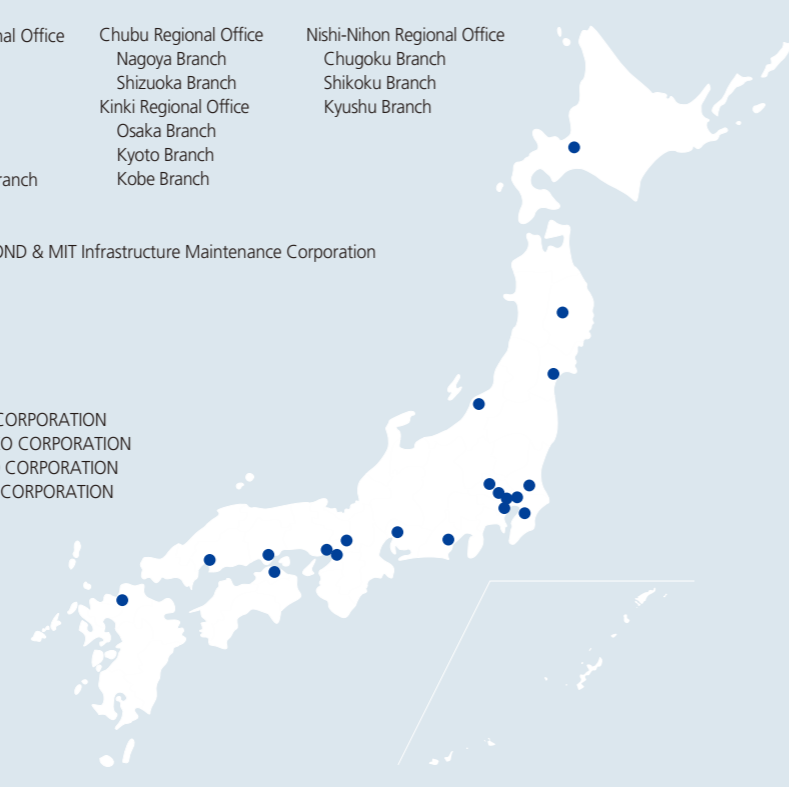
Head Office	Shutoken Hokuriku Regional Office	Chubu Regional Office	Nishi-Nihon Regional Office
Technical Research Institute	Tokyo Branch	Nagoya Branch	Chugoku Branch
Tsukuba Training Center	Yokohama Branch	Shizuoka Branch	Shikoku Branch
Kita-Nihon Regional Office	Chiba Branch	Kinki Regional Office	Kyushu Branch
Hokkaido Branch	Kanto Branch	Osaka Branch	
Kita-Tohoku Branch	Hokuriku Branch	Kyoto Branch	
Minami-Tohoku Branch	Building Construction Branch	Kobe Branch	
- SHO-BOND MATERIAL CO., LTD.
 

Head Office/Tokyo Branch	Osaka Branch	Kawagoe Factory	Misato Factory
--------------------------	--------------	-----------------	----------------
- SHO-BOND & MIT Infrastructure Maintenance Corporation
- KAKO-Group
 

TOHOKU KAKO CORPORATION	KANSAI KAKO CORPORATION
KAKO CORPORATION	CHUGOKU KAKO CORPORATION
KANTO KAKO CORPORATION	SHIKOKU KAKO CORPORATION
YOKOHAMA KAKO CORPORATION	KYUSHU KAKO CORPORATION
CHUBU KAKO CORPORATION	
- Kyna-Tech
- Maintenance Technology Inc.

**Overseas**

- SHO-BOND (HONG KONG) Ltd. [Hong Kong]
- CPAC SB&M Lifetime Solution Co., Ltd. [Bangkok]
- Structural Technologies, LLC [State of Maryland]



## Company Profile

Company name	SHO-BOND Holdings Co., Ltd.
Date of establishment	January 4, 2008
Head office	7-8, Nihonbashihakozaki-cho, Chuo-ku, Tokyo, Japan
TEL	+81-3-6892-7101 (Representative)
President and Representative Director	Tatsuya Kishimoto
Amount of capital	¥5.0 billion
Business	Establishment of corporate strategies, management, and related operation of businesses of subsidiaries engaged in civil engineering and construction work contracting, etc.
Number of employees	1,051 (consolidated basis)
Principal consolidated subsidiaries	SHO-BOND CORPORATION SHO-BOND MATERIAL CO., LTD.

## Status of Major Shareholders

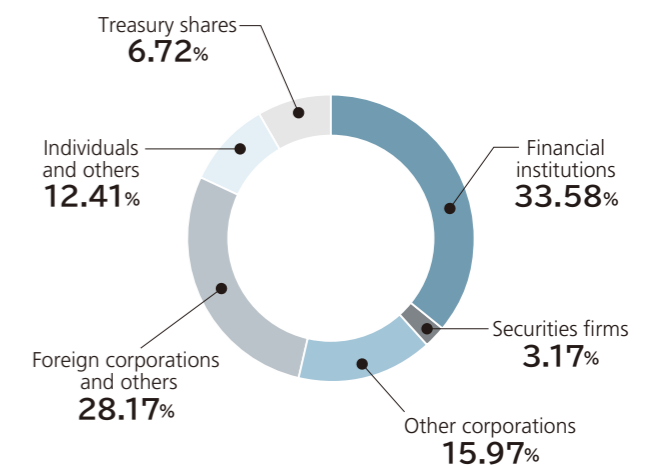
Shareholder name	Number of shares (Thousand shares)	Shareholding ratio (%)
The Master Trust Bank of Japan, Ltd. (Trust account)	5,852	11.48
General Incorporated Foundation Ueda Memorial Foundation	5,408	10.61
STATE STREET BANK AND TRUST COMPANY 505001	4,741	9.30
Custody Bank of Japan, Ltd. (Trust account)	3,615	7.09
The Dai-ichi Life Insurance Company, Limited	2,420	4.74
MUFG Bank, Ltd.	2,313	4.53
NORTHERN TRUST CO. (AVFC) RE FIDELITY FUNDS	1,546	3.03
Meiji Yasuda Life Insurance Company	1,425	2.79
BBH FOR FIAM GR TR FOR EMPLOYEE BENE PLNS: FIAM INTL EQ GROWTH COM POOL	692	1.35
Sompo Japan Insurance Inc.	612	1.20

Note: Treasury shares (3,676,482 shares) are excluded in the calculation of the shareholding ratio.

## Stock Information

Total number of shares authorized to be issued	120,000,000 shares
Total number of issued shares	54,745,180 shares
Stock exchange listing	Tokyo Stock Exchange Prime
Securities code	1414
Number of shareholders	20,583
Accounting period	June 30, each year
Annual general meeting of shareholders	September each year
Shareholder registry administrator	Mitsubishi UFJ Trust and Banking Corporation
Account management institution for specific accounts	

## Shareholders Ratio (Percentage of Owned Shares)

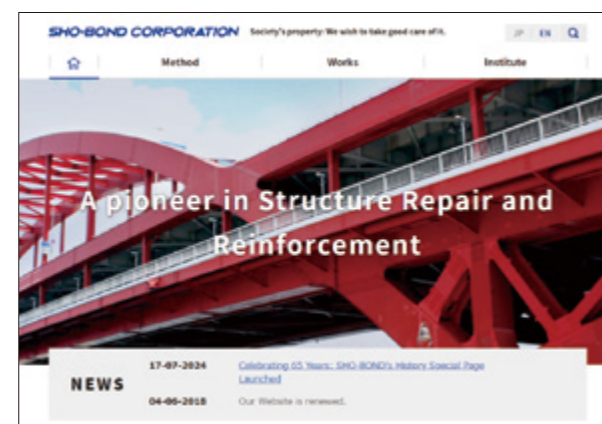


## Our Websites

SHO-BOND Holdings Co., Ltd.



SHO-BOND CORPORATION



SHO-BOND MATERIAL CO., LTD. (Japanese version only)



SHO-BOND official channel (Japanese version only)





**SHO-BOND Holdings Co., Ltd.**

7-8 Nihonbashihakozaki-cho, Chuo-ku, Tokyo 103-0015, Japan

TEL.+81-3-6892-7101 (Representative)

<https://www.sho-bondhd.jp/english/>